

HIGHER EDUCATION MANAGEMENT INFORMATION SYSTEM (HEMIS)

Report of Purachaudi Campus,
Hat, Baitadi
2082/083 B.S (2025/026 A.D.)

Submitted to

University Grants Commission
Sanothimi, Bhaktapur

Prepared by
Purachaudi Campus Hat, Baitadi
Purachaudi Munisipality
Purachaudi, Hat Baitadi
Contact No.: 9760832886
Email: purachaundi campus2065@gmail.com





त्रिभुवन विश्वविद्यालयबाट सम्बन्ध प्राप्त

पुरचौडी बहुमुखी क्याम्पस PURACHOUDI MULTIPLE CAMPUS

हाट, बैतडी
Hat, Baitadi

purchoundicampus2065@gmail.com, website: www.pumc.edu.np, contact: 9760832886

Latters. 2083-084

Date:2083-01-18

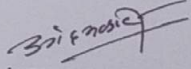
F. 114

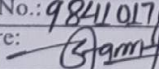


To The Chairperson
University Grants, Nepal

Subject: Submission of HEMIS Implementation Report

Respected Sir,

we respectfully submit for your kind attcntio'n that our institution has successfully implemented the Integrated Higher Educational Management Information System(HEMIS).in full compliance with the guidelines provided by the University Grants Commission. This initiative marks a signitieant step to word enhancing the efficiency and transparency of our academic and administrative opections, fellecting our ongoing commitment to digital transformation in higher education . The (HEMIS) system has been integrated with our institutional website and the report as per the prescribed format has been made publicly available at www.pumc.edu.np Morcover, our dedicated HEMIS portal, accessible at <https://hemis.pumc.edu.np/login> serves as contralized platfrom for data management ,analysis, and reporting .



Binod Singh Bhandari
Campus Chief
Binod Singh Bhandari
Campus Chief
Purachaudi M. Campus Hat, Baitadi

Progress Report on Campus Digitalization Performance Grants Indicator: Strengthening Web-based HEMIS			
Under UGC NEHEP Extending Digitalization of Higher Education (DLI-6)			
		Date:	2083-1-18
Name of Campuses:	Purachaudi Multiple Campus Hat Baidadi		
Address:	Purachaudi M. Hat - Baidadi		
Website Address:	WWW.PUMC.EDU.NP.		
HEMIS Link:	HTTPS://hemis.pumc.edu.np.		
Published HEMIS Report Digital Copy Link in Website	hemis.pumc.edu.np.		
Indicator:	Strengthening Web-based HEMIS :		
Activities: Campus HEMIS establishment with online Data Entry and Reporting as UGC suggested Format:			Status
Has Campus established dynamic full functional website and kept link of HEMIS other useful software in website:			(Y)
Has Campus established web based HEMIS software as UGC suggested Technology, Structure and Guidelines:			(Y)
Campus HEMIS has standard online Data entry, report structure and compatible software system with UGC HEMIS:			(Y)
Has Campus HEMIS integrated with University HEMIS to UGC HEMIS system including with provision of online data reporting automatically			(Y)
Has Campus completed their recent academic data entry and generating executive reports through HEMIS system and campus HEMIS based online data reporting to University and UGC HEMIS			(Y)
Has Campus their HEMIS login credential (Superadmin, Normal username, password etc)			(Y)
Has Campus successfully prepared and published HEMIS report based on their HEMIS reporting module and kept in website			(Y)
Has campus taken their official Website Domain, HEMIS Sub domain and Campus HEMIS hosted from Nepal Government Integrated Data Management Center (IDMC) Singhadarbar:			(Y)
Does data on EMIS system at college matches with data at UGC HEMIS campus factsheet pushed through API (check validation from remote access tools like anydesk, ultraview etc)			(Y)
Necessary System and Documents Check List:			Attached (Y/N)
1. Cover Letter for Requesting Grants			(Y)
2. Campus Published HEMIS Report Digital Copy in Website and send to UGC email			(Y)
3. Data reporting to University and UGC HEMIS.			(Y)
Prepared By:.....		Verified and Approved By:	
IT/EMIS Staff		Campus Chief	
Name: Uttam Bohara		Name: Binod Singh Bhandari	
Position: Assistant Facs		Position: Campus Chief	
Email: boharaUttam91@gmail.com		Email: bhandaribinod339@gmail.com	
Mobile No.: 9841017047		Mobile No.: 9848762505	
Signature: 		Signature: 	
Campus Stamp		 Binod Singh Bhandari Campus Chief Purachaudi M. Campus Hat, Baidadi	

Vendor Declaration form for HEMIS API integration



College Name and Address: Purachauli, Multiple Campus, Hatt... Bairahdi

S. No.	Particular	Status (Y/N)	Remarks
1	Dynamic Website & Software Links: Has the campus established a fully functional website with links to HEMIS and other useful software? (Y/N)	Y	
2	UGC-Compliant HEMIS: Has the campus developed HEMIS as per UGC guidelines, including the required modules with compulsory fields? (Y/N)	Y	
3	Centralized & Modular Structure: Developed with Integration, Scalability, and Interoperability as per UGC HEMIS guidelines? (Y/N)	Y	
4	Standardized data management: Has the campus developed HEMIS according to higher education academic regulatory frameworks? (Y/N)	Y	
5	Data Validation & Reporting: Ensured proper data field validation and complete data reporting as per UGC HEMIS guidelines (UGCEMIS Report)? (Y/N)	Y	
6	Real-Time Data Synchronization: Does the campus HEMIS have automatic real-time data synchronization with the University and UGC HEMIS? (Y/N)	Y	
7	Indicator-Based Reporting: Has the campus HEMIS developed with an executive reporting module as per UGC HEMIS guidelines, ensuring reported data matches the data in HEMIS?	Y	
8	campus's official domain (sub-domain) and deployed in the government Data Center database provided DoIT, IDMC, and Singhadurbar/ University Server/Government Authorize Organization? (Y/N)	Y	
Prepared By: Rokat Bahadur Basnet			
Company Name and Address: Debugsoft P. Ltd., Kupondole, Lalitpur, Nepal			
Name of Application (if any): iHEMIS			
For Company			
Name : Suresh Basnet		Email: dibugsoft@gmail.com	
Designation : Executive Director		Mobile No. : +977-9851148425	
Signature:.....		 DEIBUG SOFTWARE COMPANY Stamp	

Binod Singh Brandari
 Campus Chief, Baitadi
 Purachauli, Campus Hat, Baitadi



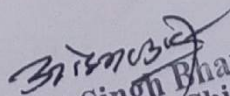
Executive Summary

Purachaudi Multiple Campus, established in 2065 B.S., is located in Purachaudi Municipality, Baitadi Districts, Nepal. Affiliated with Tribhuvan University, the campus offers Bachelor level programs in Education and Business Studies. The academic programs include Bachelor in Education (B.Ed.), Bachelor in Business Studies (BBS). The campus is chaired by Dharmanand Joshi, with Binod Singh Bhandari serving as the Campus Chief. For more information, the campus can be contacted at 9760832886, via email at purachaundicampus2065@gmail.com, or through their website www.pumc.edu.np.

Purachaudi Multiple Campus focusing on the accurate records of its valuable information and ensuring its timely dissemination to relevant stakeholders. To make the information will be availability and usable when needed, the **Higher Education Management Information System (HEMIS)** unit oversees records related to all Faculty, Level, Programs, Subjects, Students enrollment, Graduation, Dropouts, Pass Rates as well as the employment, Account, Infrastructure, and Examination sections. It systematically manages data concerning students' personal information, enrollment, library usage, and examination details. Additionally, it maintains records of the campus's infrastructure, land, equipment, and other assets. While data management activities were previously handled manually, the adoption of **EMIS software** has significantly enhanced the efficiency of data processing, storage, analysis, and dissemination of educational management information.

The Higher Education Management Information System (HEMIS) is a centralized, integrated, web-based platform developed for the University Grants Commission (UGC). It is designed to streamline and digitalize the management of higher education activities across institutions. HEMIS provides real-time data reporting and robust data management tools, enabling efficient oversight of student enrollment, academic programs, faculty, infrastructure, and other key resources. By automating routine processes, HEMIS supports both UGC and Higher Education Institutions (HEIs) in making informed decisions and improving operational effectiveness in the higher education sector.

There are 11 Section in the reports comprising Introduction (Organization of the Report, Methodology, Scope and Limitations) in a section 1 and section 2 reports the Programs, Faculties and Departments (Academic Programs, Faculties and Departments, Subject) of the campus. Section 3 display the report of Student Enrollment (Program-Wise Enrollment, Department-wise Enrollment, Faculty-wise Enrollment, Level-wise Enrollment, District-wise Enrollment), and section 4 analyze the reports of Examination and Result Analysis, Pass Rate, Section 5 has Graduate Information (Number of Graduated Students by Gender and Number of Graduated Students by Ethnicity), Drop out (Number of Drop-out Students by Faculty and Level and Number of Drop-out Students by Ethnicity). Section 6 has analyzed Gender Parity Index (Overall GPI, Program-wise GPI, Faculty-wise GPI, Department-wise GPI). Section 7 explain the Public


Binod Singh Bhandari
Campus Chief
Purachaudi M. Campus Hat, Baitadi

Financing (Account Financial Aspects and Assets, Fixed assets, Income and Expenses, Payroll Management. Section 8 has briefly display the Employment Status (Teaching and Non-Teaching Staff and Non-teaching staff). Section 9 has explain the reports of Student-Teacher Ratios, section 10 expose the reports of and section 11 reports the Annex Summary Enrollment by Level, Faculty, Program, Gender, and caste ethnicity.

the details of Students Management, Employee Management, Dashboard, Infrastructure Management, Graduation Management, Receipt Management, Setup, Exam Management, Drop out Management, Account Management, Payroll Management, Program Management, Pass rate Management with in the HEMIS web based System

- Students Enrollment (General Information, Previous Academic information, Permanent and Temporary Address, Program registration etc.) to manage the information of the students in the HEMIS for the purpose of digitalization process in the higher education.
- Employee records comprises the data for Employee categories, General Information, Academic information, Contact Address (Permanent and Temporary) , Joining types, post, position., level, job nature etc. in the system to make information and analyze the data.
- Sector wise data-base report of the campus

Summary Reports for students

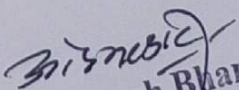
1. Summary of student enrollment in each program.
2. Summary of student enrollment in each faculty and level.
3. Genderwise student enrollment in different programs based on ecological belt.
4. Students pass Rate by program
5. Student enrollment by age group

Summary Report for Graduated and Drop-out Students

1. Number of Graduated students by Gender.
2. Number of Graduated students by Ethnicity.
3. Number of Drop-out students by Faculty and Level.
4. Number of Drop-out students by Ethnicity.

Summary Report for Teacher

1. Summary of Teachers according to their qualification.
2. Summary of Teachers by their Teaching faculty in the Collage
3. Summary of the Teachers according to their position.
4. Summary of Teachers by Departments


Binod Singh Bhandari
Campus Chief
Purachaudi M. Campus Hat, Baitadi

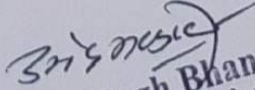
Summary Report for Non-Teaching Staffs

1. Summary of Non-teaching staffs according to their position.
2. Summary of Non-teaching staffs by section

HEMIS Report Structure

Finally, The Purachaudi Campus prepared the HEMIS report structure including following indicator-based summary table explanation and dashboard based figure report.

- Student Enrollment/Registration Detail Report By F.Y/Batch: Name (Full), Roll No, District, Local Level, ethnicity, Gender, Age, Batch Year, Faculty, Level, and Program etc.
- Total no of students by Faculty and gender
- Total no of students by Faculty and ethnicity
- Total no of students by level and Gender
- Total no of students by Program and Gender
- Total no of students by Program, ethnicity and gender
- Total no of students by District, ethnicity and gender
- Total no of students by Province, ethnicity and gender
- Total no of students by Faculty, level, Program and Local Level/Municipality
- Total no of graduated Students by Faculty, program, gender and Caste Ethnicity
- Student Pass Rates (%) by level, Faculty and Gender
- Teachers and Staff Detail information by Name, position, Qualification, Job Type, and Appointment details.
- Total no of Teachers and Staff by ethnicity and gender
- Total no of Teachers and Staff by position, Job Type and gender
- Campus enrollment summary report by Level, Faculty, Program, Gender and caste ethnicity
- Total no of Dropout students by gender, program.


Binod Singh Bhandari
Campus Chief
Purichaudi M. Campus Hat, Baitadi



Foreword

It is an era to lead and facilitate by the Information Communication Technologies (ICT) in every sector of knowledge, information and management. The ICT Web-based Higher Education Management Information System (HEMIS) plays a pivotal role in ensuring the effective planning, administration, academic excellence, and sustainable growth of our campus. This system provides a comprehensive overview of our institution's facts (Students, Teachers and Non-teaching staff, infrastructure, and facilities) performance (Enrollment, Upgrade, Graduation etc.), challenges, and strategic initiatives over the Academic Year/Reporting Period.

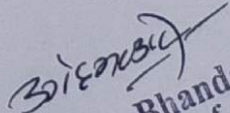
Aligned with the vision of University Grants Commission (UGC), this System create an opportunity to integrate and centralize the inserted data to the University and UGC as a Real Time Data to take the decision against response and resources allocation. the system provides the platforms to information dissemination to UGC for its key achievements in teaching, research, infrastructure development, and student services. It also identifies areas requiring improvement to enhance institutional effectiveness and stakeholder satisfaction.

We extend our gratitude to UGC for the support of grants to develop the HEMIS and thanks to faculty, staff, students, and administrative teams whose dedication has been instrumental in driving progress to develop HEMIS and its effective implementation. Special thanks go to IT Department and dedicated teams of Computer operators for their contributions to data collection, input, analysis and feedback to operational/ fictional test and its validity/authenticity.

As we move forward, The HEMIS will be inevitable system to manage college/ academics holistic. this web-based centralized integrated system serves as both a reflection of our accomplishments and a roadmap for future growth. As we committed to fostering innovation, inclusivity, and academic excellence in higher education it is a milestone.

Name

Binod Singh Bhandari
Purachaudi Multiple Campus


Binod Singh Bhandari
Campus Chief
Purachaudi M. Campus Hat, Baitadi

Acknowledgements



The successful development and implementation of the **Higher Education Management Information System (HEMIS)** at **Purachaudi Multiple Campus** would not have been possible without the Support of University Grants Commission(UGC) and dedication along with collaboration of numerous individuals and teams those who were involved in the development, installation, operation, test and its functionality of the system in our campus to manage the web-based Real time data information and management.

We extend our deepest gratitude to **UGC/HEMIS Team** for their visionary guidance and unwavering support. Special thanks to the **IT Development Team of our Campus /Software Providers** for their technical expertise and commitment to delivering a reliable and operational system. We also acknowledge the efforts in ensuring data integration and user adoption.

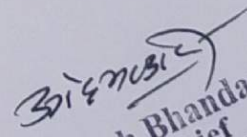
Our appreciation extends to **all of you those who were restlessly involved** for their valuable contributions. Finally, we thank all faculty, staff, and stakeholders whose feedback and participation were instrumental in refining HEMIS for institutional excellence.

Name

Uttam Bohara

HEMIS Project lead

Purachaudi Multiple Campus


Binod Singh Bhandari
Campus Chief
Purachaudi M. Campus Hat, Baitadi



Contents

List of Table	3
List of Figure	4
Section 1: Introduction	6
1.1. Institutional Information	7
1.2. About Reports	7
Section 2: Campus level, Program, Faculty	8
2.1. Academic Programs	8
Section 3: Student Enrolment	9
3.1. Student Enrolment	10
3.1.1. Student Enrollment/Registration Detail	10
3.1.2. Students by Faculty and gender	11
3.1.3. Students by Faculty and ethnicity	11
3.1.4. Program-Wise Enrollment	12
3.1.5. Students by Program, ethnicity, and gender	13
3.1.6. Faculty-wise Enrollment	13
3.1.7. Students by level and Gender	15
3.1.8. District-wise Enrollment	15
3.1.9. Students by Province, ethnicity, and gender	16
Section 4: Pass Rate	16
4.1. Student Appeared in exam and Pass Rate	17
Section 5: Graduate Information	18
5.1. Student Graduated Information	19
5.1.1. Number of Graduated Students by Gender	19
5.1.2. Number of Graduated Students by Ethnicity	19
5.2. Drop out	19
5.2.1. Number of Drop-out Students by Faculty and Level	20
5.2.2. Number of Drop-out Students by Ethnicity	20
Section 6: Gender Parity Index (GPI)	20
6.1. Gender Parity Index	21
6.2. Overall GPI in Enrollment Record	21
Section 7: Public Financing	22

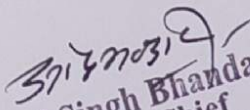



7.1. Income and Expenses	22
Section 8: Teachers and Staff.....	23
8.1. Teaching and Non-Teaching Staff	23
8.1.1. Teaching Staff.....	23
8.1.2. Non-teaching Staff.....	25
Section-9: Student-Teacher Ratios	27
9.1. About Student-Teacher Ratios.....	28
9.1.1. Student-Teacher Ratios in the Campus	28
Section-10: Recent Trends (Enrollment, Graduates, Pass Rates and Financing)	28
10.1. Student Enrollment Trends.....	29
10.2. Student Graduates Trends	29
Section 11: Annex Summary.....	30
11.1. Enrollment by Level, Faculty, Program, Gender and caste ethnicity.....	30
11.2. Students Enrollment by Region (Mountain, Hill and Terai).....	31

Binod Singh Bhandari
Binod Singh Bhandari
Campus Chief
Purachaudi M. Campus Hat, Baitadi

List of Table

Table 1: Level, Faculty and Programs.....	8
Table 2: Total no of students by Faculty and gender.....	11
Table 3: Total no of students by Faculty and ethnicity.....	11
Table 4: Total no of students by Program, ethnicity, and gender.....	13
Table 5: Total no of students by District, ethnicity, and gender.....	15
Table 6: Total no of students by Province	Error! Bookmark not defined.
Table 7: Students pass rate by program.....	17
Table 8: No. of graduated students by Gender	19
Table 9: Total no of graduated Students by Faculty, program, gender and Caste Ethnicity	19
Table 10: Total no of Teachers by ethnicity and gender	23
Table 11: Total no of Teachers and Staff by position, Job Type and gender	23
Table 12: Teaching staff according to their qualification	24
Table 13: Teachers by their teaching faculty in the collage.....	24
Table 14: Teachers according to their position.....	25
Table 15: Teachers by Departments	25
Table 16: Non-teaching staffs according to their position.....	26
Table 17: Non-teaching staffs by Section.....	26
Table 18: Total no. of Non-teaching Staff by ethnicity and gender	26
Table 19: Total no. of Non-teaching Staff by position, Job Type and gender	27
Table 20: Student-Teacher Ratios in the Campus.....	28
Table 21: Students Enrollment by Region (Mountain, Hill and Terai)	31


Binod Singh Bhandari
Campus Chief
 Purachaudi M. Campus Hat, Baitadi



List of Figure

Figure 1: Students enrollment details..... 10

Figure 2: Total no of students by Program and Gender..... 12

Figure 3: Total No. of students by faculti-wise enrollment 14

Figure 4:Total no of students by level and Gender..... 15

Figure 5:Student Enrollment Trends since 2077/078- 2081/082..... 29

Figure 6: Graduation trends..... 29

Binod Singh Bhandari
Binod Singh Bhandari
Campus Chief
Purachaudi M. Campus Hat, Baitadi

Abbreviation

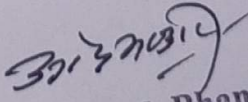


CDN	Content Delivery Network
DERs	Digital Educational Resources
DNF	Digital Nepal Framework
DaaS	Device as a Service
EMIS	Educational Management Information System
GON	Government of Nepal
HEIs	Higher Educational Institutions
HEMIS	Higher Education Management Information System
ICT	Information and Communication Technology
IoT	Internet of Things
M&E	Monitoring and Evaluation
MOEST	Ministry of Education, Science and Technology
MOHP	Ministry of Health and Population
MP	Master Plan
NEHEP	Nurturing Excellence in Higher Education Program
NHEP	National Higher Education Program
OER	Open Education Resources
RA	Result Areas
SDGs	Sustainable Development Goals
SOPG	Standards, Operational Policies and Guidelines
SaaS	Software as a Service
TU	Tribhuvan University
UGC	University Grants Commission
VLE	Virtual Learning Environment
VR	Virtual Reality

Binod Singh
Binod Singh Bhandari
Campus Chief
Purachaudi M. Campus Hat, Baitadi



Section 1: Introduction


Binod Singh Bhandari
Campus Chief
Purachaudi M. Campus Hat, Baitadi



1.1. Institutional Information

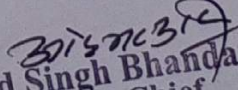
Campus Name:	Purachaudi Multiple Campus
Affiliating University:	Tribhuvan University
Address:	Hat, Baitadi
Province:	Sudurpashchim, District: Baitadi
Local Level:	Purchaudi Municipality
Campus Phone/Email:	purchaundicampus2065@gmail.com
Campus Chief Name:	Binod Singh Bhandari
Campus Chief Contact No:	9848762005,
Campus Chief Email:	bhandaribinod339@gmail.com
Landline Phone:	9760832886
Focal Person:	Gobinda Prasad Awasthi
Focal Person Email/Phone:	awasthigobind1@gmail.com/ 9868849806

Purachaudi Multiple Campus, established in 2065 B.S., is located in Purachaudi Municipality Hat -1, Baitadi Districts, Nepal. Affiliated with Tribhuvan University, the campus offers both Bachelor's level programs in Education and Business Studies. The academic programs include Bachelor in Education (B.Ed.), Bachelor in Business Studies (BBS),

The campus is chaired by Dharmanand Joshi, with Binod Singh Bhandari serving as the Campus Chief. For more information, the campus can be contacted at 9848762505, via email at purchaundicampus2065@gmail.com, or through their website www.pumcedu.np.

1.2. About Reports

This Completion Report is prepared after successfully completing the project for the "Design, Development, Installation, and Implementation of web-based Higher Education Management Information System (HEMIS) Software under the UGC directives for Digitalization of higher education as per the notice of Guideline of UGC. The UGC has set a goal to establish and implement a centralized, Integrated, comprehensive, web based Higher Education Management Information System (HEMIS) for the University Grants Commission (UGC) via University and their affiliated campuses. The system's architecture is envisioned to centralize and streamline data from affiliated campuses, enabling UGC to determine and allocate grants more efficiently.


Binod Singh Bhandari
Campus Chief
Purachaudi M. Campus Hat, Baitadi

The HEMIS Software is a user-friendly, multithreading, multiuser, comprehensive, dynamic, scalable, visually appealing, interoperable, and secure web-based software applications under the latest platform of ICT. After input the data of the concerned sectors of the higher education like as student's enrollment, Teaching staff, Non-teaching staff, upgrade, graduation by any campuses in particular academic years by gender, faculty, level, and so on to manage digital records and carry out informed decisions with the help of this system. The existing HEMIS is designed, developed, installation and implemented as a reporting tool for the UGC and others authorities to take the decision and resource allocation for the back-stopping.

Section 2: Campus level, Program, Faculty

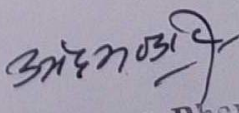
2.1. Academic Programs

Purachaudi Campus currently offers two main academic programs that cater to the interests and career goals of students. These are the **Bachelor in Education (B.Ed.)** and the **Bachelor in Business Studies (BBS)**. Both programs are designed to provide theoretical knowledge as well as practical skills in their respective fields. The Bachelor in Education focuses on developing future educators, while the Bachelor in Business Studies prepares students for careers in business, management, and entrepreneurship. Both programs are actively running and are aligned with national academic standards.

The given below figure shows the levels, faculties, and programs offered on the campus. Currently, two faculties are in operation: Bachelor in Business Studies and Bachelor in Education. The system also includes an option to add new faculties in the future.

S.No.	Program Name	Level	Faculty
1	Bachelor in Business Studies	Bachelor	Management
2	Bachelor in Education	Bachelor	Education


Table 1: Level, Faculty and Programs


Binod Singh Bhandari
 Campus Chief
 Purachaudi M. Campus Hat, Baitari

Section 3: Student Enrolmen



Binod Singh
Binod Singh Bhandari
Campus Chief
Purachaudi M. Campus Hat, Baitadi



3.1. Student Enrolment

In the Purachaudi Campus, there are total of 738 students are enrolled, with 513 females and 225 males in the Purachaudi Campus. The Business Studies program has 129 students, and the Education program has 609. The details reports of the student enrollments has been showing in the subtopics of the reports.

S.No.	Program Name	Level	Faculty	Gender	Female	Others	GPI	Total
				Male				
1	Bachelor in Business Studies	Bachelor	Management	43	86	0	2.00	129
2	Bachelor in Education	Bachelor	Education	182	427	0	2.35	609
Grand Total				225	513	0	2.28	738

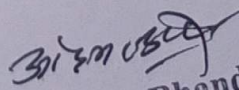
3.1.1. Student Enrollment/Registration Detail

Student Enrollment/Registration Detail Report By F.Y/Batch: Name (Full), Roll No, District, Local Level, ethnicity, Gender, Age, Batch Year, Faculty, Level, and Program etc.

S.No.	Full Name	Batch Year	Sem/Year	Phone No.	Program	Roll No	Uni Reg. No.
1	BIMALA BIST	2082	First year	9843536786	B. Ed.	106	9-2-819-42-2025
2	APSARA SAUD	2082	First year	9841326578	B. Ed.	96	9-2-819-29-2025
3	AMRITA DHANUK	2082	First year	9865884086	B. Ed.	98	
4	NILAM KUNWAR	2082	First year	9748884012	B. Ed.	99	9-2-819-104-2025
5	PUSPA KUMARI PANT	2082	First year	9767688370	B. Ed.	101	9-2-819-120-2025
3	KALAWATI PANT	2082	First year	9847590368	B. Ed.	100	9-2-819-78-2025
7	DIPAK BAHADUR DHANUK	2082	First year	9848789651	B. Ed.	102	9-2-819-59-2025

Figure 1: Students enrollment details

The HEMIS system provides an opportunity to input data for the actual enrollment of students at the campus. The table above displays details such as Full Name, Gender, Ethnicity, Date of Birth, Batch Year, Semester/Year, Roll Number, University Registration Number, Phone Number, Level, Faculty, Program, and more.


Binod Singh Bhandari
 Campus Chief
 Purachaudi M. Campus Hat, Baitadi

3.1.2. Students by Faculty and gender

In total, Purachaudi Campus serves **738 students**, with a significant female majority, reflecting the campus's inclusive approach to higher education.

Under the **Faculty of Management**, the campus runs the **Bachelor in Business Studies (BBS)** program. This program has a total enrollment of **129 students**, comprising **43 male** and **86 female** students. It aims to provide foundational and applied knowledge in business and management practices.

The **Faculty of Education** offers the **Bachelor in Education (B.Ed.)** program, which is the most populated program on campus. A total of **609 students** are enrolled, including **182 male** and **427 female** students. This program focuses on preparing future educators with the necessary pedagogical and teaching skills.


S.No.	Program Name	Level	Faculty	Gender			GPI	Total
				Male	Female	Others		
1	Bachelor in Business Studies	Bachelor	Management	43	86	0	2.00	129
2	Bachelor in Education	Bachelor	Education	182	427	0	2.35	609
Grand Total				225	513	0	2.28	738

Table 2: Total no of students by Faculty and gender

3.1.3. Students by Faculty and ethnicity

In terms of ethnicity, Janajati students represent the largest group with 79 students, followed by Brahman (154), Dalit (44), Others (16), Chhetri (524). The data highlights a notable gender imbalance and ethnic diversity across both programs.

S.No.	Program Name	Level	Faculty	Ethnicity					Total
				Brahman	Dalit	Others	Madhesi	Chhetri	
1	Bachelor in Business Studies	Bachelor	Management	42	4	4	0	79	129



2	Bachelor in Education	Bachelor or Education	112	40	12	0	445	609
Grand Total			154	44	16	0	524	738

Table 3: Total no of students by Faculty and ethnicity

3.1.4. Program-Wise Enrollment

A total of 738 students are enrolled across two bachelor-level programs: Business Studies under the Faculty of Management and Education under the Faculty of Education. The given table presents enrollment data for two bachelor-level programs: Bachelor in Business Studies under the Faculty of Management and Bachelor in Education under the Faculty of Education.

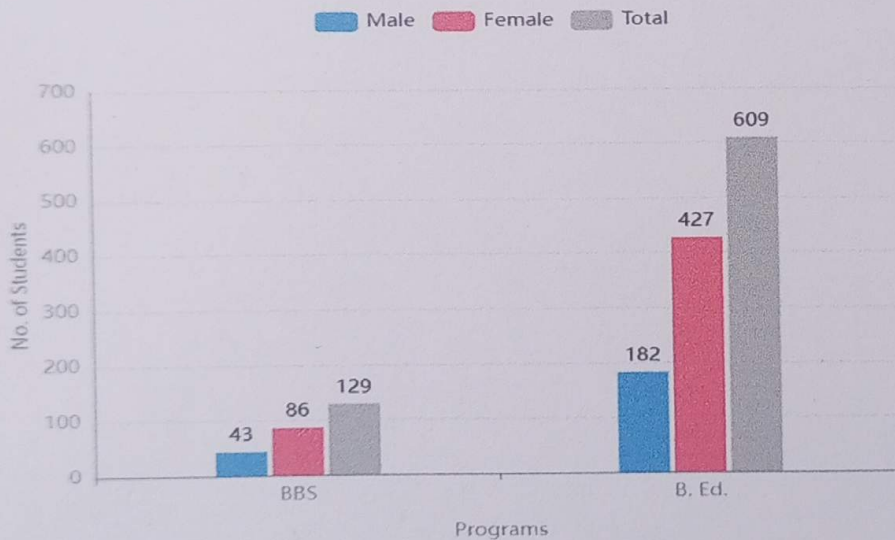


Figure 2: Total no of students by Program and Gender

The above bar graph presents the students of male, female, and total students enrolled in two academic programs: B.Ed. and BBS. In the B.Ed. program, there are 182 male students and 427 female students, making a total of 609 students.

In the BBS program, the trend is similar but with smaller enrollment numbers overall. There are 43 male students and 86 female students, totaling 129 students. Again, female students outnumber male students.

Binod Singh Bhandari
Binod Singh Bhandari
 Campus Chief
 Purachaudi M. Campus Hat, Baitadi



3.1.5. Students by Program, ethnicity, and gender

Purchaudi Campus has a total of **738 students** enrolled across two programs: **Bachelor in Business Studies (BBS)** and **Bachelor in Education (B.Ed.)**. Among them, **225 are male** and **513 are female**, with no students identifying as other genders.

The student body reflects a diverse ethnic composition. The largest groups are from the **Dalit (44)** and **Others (16)** categories, followed by **Brahman (154)** and **Chhetri (524)**. Smaller representations include Notably, there are no students categorized under **Janajati** in the current

S.No.	Program Name	Level	Faculty	Gender				Ethnicity				
				Male	Female	Others	Total	Brahman	Dalit	Others	Chhetri	Total
1	Bachelor in Business Studies	Bachelor	Managem	43	86	0	129	42	4	4	79	129
2	Bachelor in Education	Bachelor	Education	182	427	0	609	112	40	12	445	609
Grand Total				225	513	0	738	154	44	16	524	738

Table 4: Total no of students by Program, ethnicity, and gender

3.1.6. Faculty-wise Enrollment

The campus currently operates two faculties: **Education**. The bar chart below illustrates the number of students enrolled in each faculty, categorized by gender (male and female) along with the total student count. There are 427 female and 182 Male students in the campus.

Binod Singh Bhandari
Binod Singh Bhandari
 Campus Chief
 Purachandi M. Campus Hat, Baitadi

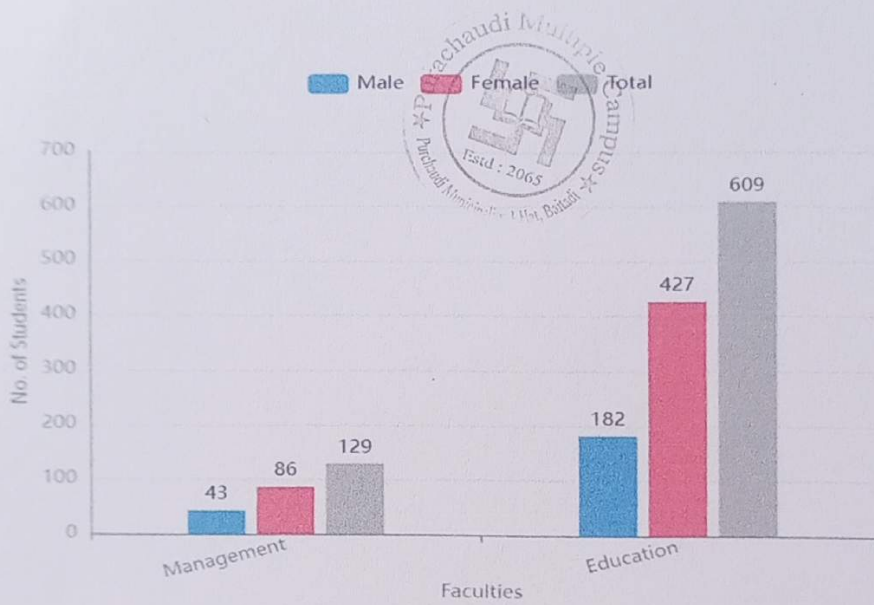


Figure 3: Total No. of students by faculty-wise enrollment

As faculty-wise, there are 43 male students and 86 female students, totaling 129 students in the Management Faculties. 182 male students and 427 female students, totaling 609 students in the Education and Management Faculties.

Binod Singh Bhandari
Binod Singh Bhandari
 Campus Chief
 Purachaudi M. Campus Hat, Baitadi

3.1.7. Students by level and Gender

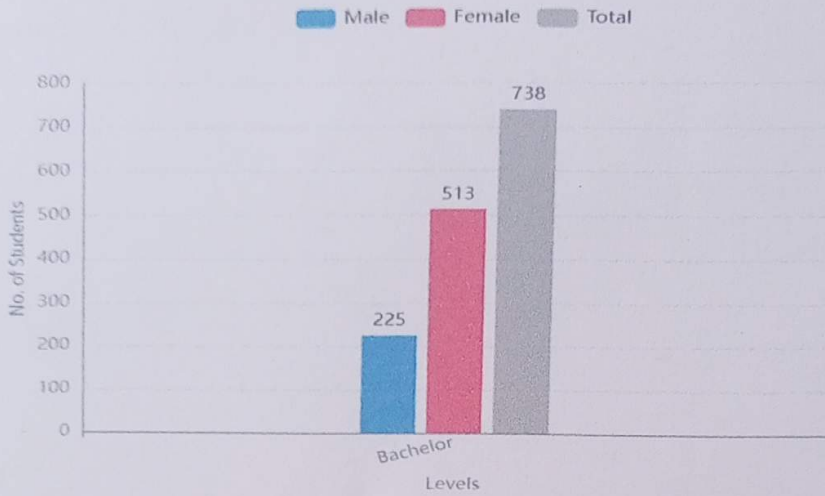


Figure 4: Total no of students by level

The Purachaudi Campus offers the Bachelor level only. There are two faculties are actives in the campus are Management and Education. At the **Bachelor level**, there are **225 male** and **513 female** students, making a **total of 738 students**. The number of females significantly exceeds that of males at this level.

3.1.8. District-wise Enrollment

Table 5 shows that all **777 students** enrolled at Purachaudi Campus are from the **Baitdi District**. Of the total, **232 are male** and **545 are female**, with no students identifying as other genders.

S.No.	District	Male	Female	Other	Total Gender	EDG	Brahman	Chhetri	Madhesi	Dalit	Muslim	Tharu	Janajati	Others
	Baitadi	232	545	0	777									



1	Baitadi	218	536	0	754	6	162	531	0	46	0	0	0	15
2	Bajhang	1	2	0	3	0	1	2	0	0	0	0	0	0
3	Dadeldhura	3	0	0	3	0	0	2	0	1	0	0	0	0
4	Darchula	2	0	0	2	0	1	1	0	0	0	0	0	0
5	Kanchanpur	8	7	0	15	0	2	11	0	0	0	0	0	2
	Total	232	545	0	777	6	166	547	0	47	0	0	0	17

Table 1: Total no of students by District, ethnicity, and gender

In terms of **ethnic composition**, the largest group of students falls under the "**Chhetri**" category (547), followed by **Brahman** (166), **Dalit** (47), and **Other** (14).

3.1.9. Students by Province, ethnicity, and gender

The analysis of students by province, ethnicity, and gender shows a highly concentrated enrollment pattern at Purachaudi Campus. All 738 students—comprising 129 in the Bachelor in Business Studies and 609 in the Bachelor in Education—are from **Sudurpashchim Province**, with **no representation from other provinces** such as Koshi, Madhesh, Bagmati, Gandaki, Lumbini, or Karnali.

S.N o.	Faculty	Kos hi	Madhe sh	Bagma ti	Ganda ki	Lumbi ni	Karna li	Sudurpashch im	Tot al
1	Bachelor in Business Studies	0		0	0	0	0	129	129
2	Bachelor in Education	0		0	0	0	0	609	609
	Grand Total	0	0	0	0	0	0	738	738

Section 4: Pass Rate

Binod Singh Bhandari
Binod Singh Bhandari
Campus Chief
 Purachaudi M. Campus Hat, Baitadi

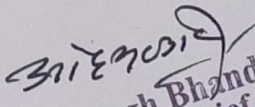


4.1. Student Appeared in exam and Pass Rate

The "Bachelor in Business Studies and Bachelor in Education " program had no candidates appear, resulting in a 20.31% pass rate across all categories

S.No.	Program	Appeared-Male	Appeared-Female	Appeared-Other	Appeared-Total	Passed-Male	Passed-Female	Passed-Other	Passed-Total	Male (pass %)	Female (pass %)	Other (pass %)	Total (pass %)
1	Bachelor in Business Studies	20	25	0	45	6	8	0	14	30.0	32.0	0.0	31.1
2	Bachelor in Education	76	13	5	21	16	22	0	38	21.0	16.3	0.0	18.0
	Total	96	0	0	6	22	30	0	52	22.9	18.7	0.0	20.3

Table 6: Students pass rate by program


Binod Singh Bhandari
 Campus Chief
 Purachaudi M. Campus Hat, Baitadi

Section 5: Graduate Information



Binod Singh Bhandari
Binod Singh Bhandari
Campus Chief
Purachaudi M. Campus Hat, Baitadi

5.1. Student Graduated Information

The report shows the Graduate information of the campus. How many students got the graduation from the Campus from its functional operation of the HEMIS in the campus. There are tabulated reports related with graduation information. There are Number of Graduated Students by Gender and Number of Graduated Students by Ethnicity in the HEMIS.

5.1.1. Number of Graduated Students by Gender

Purachaudi Campus has not graduation data to analyze in the report.

S.No.	Program	Male	Female	Other	Total	total
1	Bachelor in Education	7	8	0	15	15
2	Bachelor in Business Studies	0	1	0	1	1
	Total	7	9	0	16	

Table 7: No. of graduated students by Gender

5.1.2. Number of Graduated Students by Ethnicity

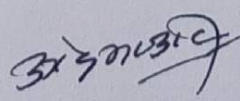
Purachaui Campus has graduation data to analyze in the report.


S.No.	Program	Chhetri	Brahman	Janajati	Muslim	Madhesi	Dalit	Tharu	Total
1	Bachelor in Education	12	3	0	0	0	0	0	15
2	Bachelor in Business Studies	1	0	0	0	0	0	0	1
	Total	13	3	0	0	0	0	0	16

Table 8: Total no of graduated Students by Faculty, program, gender and Caste Ethnicity

5.2. Drop out

Drop out is a crucial problem in the higher education. Our campus is facing the challenges of Drop-out from the campus.


Binod Singh Bhandari
Campus Chief
Purachaudi M. Campus Hat, Baitadi



5.2.1. Number of Drop-out Students by Faculty and Level

The given both faculties are belongs to Bachelor Level. The total number of dropouts across Bachelor Education Program 15, with a higher dropout rate among female students (12) compared to male students (3). No individuals identifying as "Others" are reflected in the data. Within the faculties, the dropout rate in the

S.No.	Program	Male	Female	Others	Total
1	Bachelor in Education	3	12	0	15
	Total	3	12	0	15

Table 10: Total no of Drop-Out Students gender

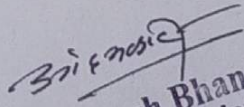
5.2.2. Number of Drop-out Students by Ethnicity


The student Drop-out Student By Ethnicity. The largest groups are from the **Dalit (0)** and **Others (0)** categories, followed by **Brahman (0)** and **Chhetri (15)**.

S.No.	Program	Chhetri	Brahman	Madhesi	Dalit	Total
1	Bachelor in Education	15	0	0	0	15
	Total	15	0	0	0	15

Table 11: Total no of Drop-Out Students by Ethnicity

Section 6: Gender Parity Index (GPI)


Binod Singh Bhandari
Campus Chief
Purachaudi M. Campus Hat, Baitadi



6.1. Gender Parity Index

The **Gender Parity Index (GPI)** is a statistical measure used to assess the relative access and participation of males and females in a particular educational context. Typically, it is expressed as a ratio:

The Formula for GPI is as below :

$$\text{GPI} = \frac{\text{(Number of females enrolled or attaining a certain level)}}{\text{(Number of males enrolled or attaining that same level)}}$$

A GPI value close to **1.0** indicates parity between genders, whereas values below or above 1.0 suggest disparities:

GPI helps in understanding whether policies are successfully addressing gender imbalances. Data-driven insights from GPI can guide targeted interventions, such as scholarships, support programs, and outreach efforts. Educational authorities use GPI to monitor progress towards gender equality goals and to set benchmarks for improvements.

- Enrollment Data:** Gather enrollment figures by gender for each program, course, or department.
- Academic Records:** Collect performance metrics such as graduation rates and academic outcomes, segmented by gender.
- Ancillary Data:** Include related data such as dropout rates, continuation rates, faculty support statistics, and even post-graduation employment data if available.

6.2. Overall GPI in Enrollment Record

S.No.	Program Name	Level	Faculty	Gender			
				Male	Female	Others	Total
1	Bachelor in Business Studies	Bachelor	Management	43	86	0	129
2	Bachelor in Education	Bachelor	Education	182	427	0	609
Grand Total				225	513	0	738

Binod Singh Bhandari
Binod Singh Bhandari
 Campus Chief
 Purachaudi M. Campus Hat, Baitadi



Using the formula for the Gender Parity Index:

A GPI of 2.28 shows that the campus has a significantly higher proportion of female students compared to male students. In other words, nearly three female students are enrolled for every one male student.

Faculty	Gender		Others	GPI	Total
	Male	Female			
Management	43	86	0	2.00	129
Education	182	427	0	2.35	609
	225	513	0	2.28	738

Section 7: Public Financing

7.1. Income and Expenses

Filter by Fiscal Year: 2081/082

S.No	Head Name	Head Type	F.Y	Date of Entry	Income Amount	Expenditure Amount	Remarks	Action
1	Previous Year Balance Amount	Income	2081/082	2082-05-10	Rs. 0	-		EDIT
2	Province Grants	Income	2081/082	2082-04-20	Rs. 3000000	-		EDIT
Total Amount:					Rs. 3000000	Rs. 0		
Balance:					Rs. 3000000			

Binod Singh Bhandari
Binod Singh Bhandari
 Campus Chief
 Purachaudi M. Campus Hat, Baitadi

Section 8: Teachers and Staff

8.1. Teaching and Non-Teaching Staff

Purachaudi Campus has total no. of 24 staffs as teaching and Non-teaching staff. The Non teaching staff categorized by Technical staff and Administrative staff. The report shows the staff record as different prospective of the reporting as Gender, Qualification, Ethnicity, joining type, Post, Categories, and etc.

8.1.1. Teaching Staff

8.1.1.1. Total no of Teachers by ethnicity and gender

Out of a total of 12 teachers, **male teachers dominate with 11 individuals**, while only **1 are female**, and there is **no representation of other gender identities**. In terms of ethnicity, **Brahmans represent the largest group with 7 teachers**, followed by **Chhetris with 5**. Most Brahman teachers are employed under contract and part-time positions, whereas Chhetris and Brahmans are primarily in contract and part-time roles, with no permanent or temporary placements.

Ethnicity	Male	Female	Other	Gender	Male	Female	Other	Gender	Male	Female	Other	Gender	Male	Female	Other	Gender	Grand Total
Brahman	5	0	0	5	0	0	0	0	0	0	0	0	1	1	0	2	7
Chhetri	1	0	0	1	0	0	0	0	0	0	0	0	4	0	0	4	5
total	6	0	0	6	0	0	0	0	0	0	0	0	5	1	0	6	12

Table 9: Total no of Teachers by ethnicity and gender


8.1.1.2. Total no of Teachers and Staff by position, Job Type and gender

The institution employs a total of 12 teaching staff across various job types and positions. Among them, there are 1 permanent male lecturers. There are no temporary staff in any category. Under contract positions, there are 6 males and 1 female serving as Assistant Lecturers/Teaching Assistants, along with 1 male lecturer. Additionally, part-time roles include 3 males and 1 female Assistant Lecturer/Teaching Assistant. No other genders are represented in the data. Overall, the teaching staff comprises 11 males and 2 females.

S.No.	Position	Male	Female	Others	Total
1	Lecturer	11	1		12
2	Total	11	1		12

Table 10: Total no of Teachers and Staff by position, Job Type and gender

Binod Singh Bhandari
Campus Chief
Purachaudi M. Campus Hat, Baitadi



8.1.1.3. Teaching Staff according to their qualification

The below table shows the facts are as explained on it. The table displays the academic qualifications of 12 teaching staff members across four faculties: Education, Management, and Education. All teachers hold a Master's degree, with no qualifications at MPhil. The Education faculty has the highest number of Master's degree holders with 9 teachers, followed by Management with 2. This indicates that all teaching staff are qualified at the Master's level, ensuring a consistent standard of education across faculties.

S.No.	Level	Male	Female	Others	Total
1	MPhil	1	0	0	1
2	Master	10	1	0	11
	Grand Total	11	1	0	12

Table 11: Teaching staff according to their qualification

8.1.1.4. Summary of the teachers by their teaching faculty in the collage


The data in the table shows the distribution of teaching faculty across two departments: Education and Management. In the Education department, there are 9 male and 10 female teachers, totaling 10 faculty members. The Management department has 2 male teachers and no female or other gender representations, making a total of 2. Overall, there are 12 teachers in total—11 male and 1 female—with no individuals identified as other genders.

S.No.	Faculty	Male	Female	Others	Total Teachers
1	Education faculty	9	1	0	10
2	Management faculty	2	0	0	2
3	Total	11	1	0	12

Table 12: Teachers by their teaching faculty in the collage

8.1.1.5. Summary of Teachers according to their position

Binod Singh Bhandari
Binod Singh Bhandari
Campus Chief
 Purachaudi M. Campus Hat, Baitadi



The table summarizes the teaching staff based on their positions. There are 11 Male Lecturers and 1 female whom . the institution has 12 teaching staff members—11 male and 1 female—with no representation from other gender categories.

S.No.	Position	Male	Female	Others	Total
1	Lecturer	11	1		12
2	Total	11	1		12

Table 13: Teachers according to their position

8.1.1.6. Teachers by Departments

The summary shows the distribution of teachers across two departments. The Department of Education has a total of 10 teachers, including 9 male and 1 female faculty members. The Department of Management has 2 male teachers and no female or other gender representation. Overall, there are 12 teachers in total—11 male and 1 female—across both departments.

S.No.	Department	Male	Female	Others	Total Teachers
1	Department of Education	9	1	0	10
2	Department of Management	2	0	0	2
3	Total	11	1	0	12

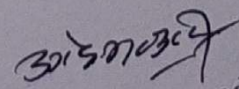
Table 14: Teachers by Departments

8.1.2. Non-teaching Staff

8.1.2.1. Non-teaching staffs according to their position

The summary of non-teaching staff at Purachaudi Campus shows a total of 7 members. There is 2 male Officer Assistant fast class, 1 male Assistant, 1 male fast class Assistant, 1 male Third Class Assistant, while the roles of 1 male "Other" and officer Assistant fast class Accountant are held by 1 Mal staff. There is no representation from other gender categories.

Position	Male	Female	Other	Gender	Male	Female	Other	Gender	Male	Female	Other	Gender	Male	Female	Other	Gender	Grand Total
First Class	4	0	0	4	0	0	0	0	0	0	0	0	0	0	0	0	4
Third Class	1	0	0	1	0	0	0	0	0	0	0	0	0	0	0	0	1


Binod Singh Bhandari
 Campus Chief
 Purachaudi M. Campus Hat, Baitadi

First Class	1	0	0	1	0	0	0	0	0	0	0	0	0	0	0	0	0	0	0	1
Helper	1	0	0	1	0	0	0	0	0	0	0	0	0	0	0	0	0	0	0	1

Table 15: Non-teaching staffs according to their position

8.1.2.2. Non-teaching staffs by Section

The given table presents the distribution of non-teaching staff at Purachaudi Campus, revealing a total of three personnel across different administrative roles. Specifically, there is 2 Office Assistant, 2 male IT Assistant, 1 Library and 1 other staff member.

S.No.	Position	Male	Female	Others	Total
1	Account	3	0		3
2	IT	2	0		2
3	Library	2	0		2
	Grand Total	7	0	0	7

Table 16: Non-teaching staffs by Section

8.1.2.3. Total no of Non-teaching Staff by ethnicity and gender

The below given Table illustrates the composition of non-teaching staff at Purachaudi Campus based on ethnicity, gender, and employment type. The data shows that all seven non-teaching staff members are employed on a contract basis, with permanent, temporary, staff recorded. Among them, for individuals belong to the Chhetri ethnic group four, individual is a Brahman male two and individual is a dali. There are no staff members identified under the "Others" category across any employment type or gender. This data reflects a small, contract-based non-teaching workforce with limited ethnic and gender diversity.

Ethnicity	Male	Female	Other	Gender	Male	Female	Other	Gender	Male	Female	Other	Gender	Male	Female	Other	Gender	Grand Total
Brahman	2	0	0	2	0	0	0	0	0	0	0	0	0	0	0	0	2
Chhetri	4	0	0	4	0	0	0	0	0	0	0	0	0	0	0	0	4
Dalit	1	0	0	1	0	0	0	0	0	0	0	0	0	0	0	0	1



Table 17: Total no. of Non-teaching Staff by technicality and gender

8.1.2.4. Total no. of Non-teaching Staff by position, Job Type and gender

There are 7 Non-teaching staffs in the purachaudi Campus. Table 19 presents the distribution of non-teaching staff by position, job type, and gender.

Sources: HEMIS 2082/083

Position	Male	Female	Other	Gender	Male	Female	Other	Gender	Male	Female	Other	Gender	Male	Female	Other	Gender	Grand Total
First Class	4	0	0	4	0	0	0	0	0	0	0	0	0	0	0	0	4
Third Class	1	0	0	1	0	0	0	0	0	0	0	0	0	0	0	0	1
First Class	1	0	0	1	0	0	0	0	0	0	0	0	0	0	0	0	1
Helper	1	0	0	1	0	0	0	0	0	0	0	0	0	0	0	0	1

Table 18: Total no. of Non-teaching Staff by position, Job Type and gender

It shows that there are no permanent, temporary, or part-time non-teaching staff members across any gender categories. All are seven staff members—Five Fast Class Assistant, one Assistant, and one office helper r of non-teaching staff to seve, all under contract pramanant.

Section-9: Student-Teacher Ratios

Binod Singh Bhandari
Binod Singh Bhandari
 Campus Chief
 Purachaudi M. Campus Hat, Baitadi

9.1. About Student-Teacher Ratios

The **student-teacher ratio** is a metric used to measure the number of students assigned to each teacher in a college. It gives an idea of the average class size and how much individual attention a student might receive. Lower ratios usually indicate smaller class sizes, allowing for more personalized instruction and Higher ratios might suggest crowded classrooms, which can impact learning quality. The standard formula of the student-teacher ratio is as below:

$$\text{Student-Teacher Ratio} = \frac{\text{Number of Students}}{\text{Number of Teachers}}$$

The student-teacher ratio is a key indicator that reflects the level of attention and support students may receive in an educational setting.

9.1.1. Student-Teacher Ratios in the Campus

In the given data, the Faculty of Education has 10 teachers and 609 students, resulting in a ratio of approximately 60.9 students per teacher. This suggests a fairly balanced distribution, where each teacher is responsible for around 52 students, allowing for manageable class sizes and the potential for more personalized instruction. Similarly, the Faculty of Management, with 2 teachers and 129 students, shows a slightly higher ratio of 64.5, indicating a similar level of instructional support.

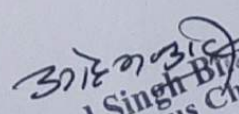
Table 19: Student-Teacher Ratios in the Campus

S.No.	Faculty of the Teacher	Total no. of Teachers	Total no. of Students	Ratio (student/teacher)
1	Education	10	609	60.9
3	Management	2	129	64.5

Sources: HEMIS 2082/083S

Overall, the ratios in Education and Management are within a reasonable range, which may contribute positively to the quality of teaching and learning experiences. Maintaining a student-teacher ratio around 20:1 is often considered ideal for fostering effective communication, engagement, and academic success.

Section-10: Recent Trends (Enrollment, Graduates, Pass Rates and Financing)


Binod Singh Bhandari
Campus Chief
Purachaudi M. Campus Hat, Baitadi



10.1. Student Enrollment Trends

The student enrollment trend at Purachaudi Campus from fiscal year 2078/079 to 2082/083 shows a general decline followed by a slight recovery. Total student enrollment decreased from 120 in 2078/079 to a low of 83 in 2079/080, then gradually rose to 171 by 2082/083. Female student enrollment followed a similar trend, dropping from 88 to 48, then slightly increasing to 143. Male enrollment remained relatively stable, fluctuating slightly between 32 and 70 students across the years. Overall, while enrollment dipped in the middle years, the recent trend suggests a modest improvement in student numbers.

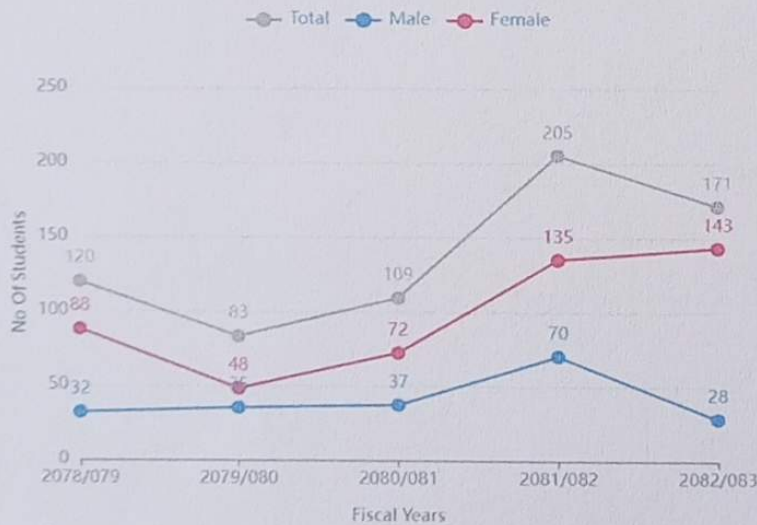


Figure 5: Student Enrollment Trends since 2077/078- 2082/083

10.2. Student Graduates Trends

Here is a graph for the Graduation trends display as a statistical summary but the graduation data are not updated yet in the HEMIS. So, The report is empty. The graphs shows the value of the 2078/078 to 2082/083.




Figure 6: Graduation trends

Binod Singh Bhandari
Campus Chief
Purachaudi M. Campus Hat, Baitadi

Section 11: Annex Summary

11.1. Enrollment by Level, Faculty, Program, Gender and caste ethnicity

Purachaudi Campus currently offers bachelor-level education through two main faculties: Management and Education. A total of **738 students** are enrolled across these programs. The Management faculty runs the **Bachelor in Business Studies (BBS)** program, while the Education faculty offers the **Bachelor in Education (B.Ed)** program.

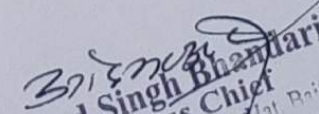
In the **Management faculty**, there are **129 students** enrolled. Among them, **43 are male** and **86 are female**. The students come from various caste and ethnic backgrounds. Notably, there are **42 Brahman, 4 Dalit, Chhetri 79 and Other 4 students categorized as Others**. No students from Madhesi, Janajati, or Chhetri communities are enrolled in this faculty.

The **Education faculty** has a larger enrollment, with **609 students** in total. It includes **182 male** and **427 female** students. In terms of caste and ethnicity, this program includes **112 Brahman, 40 Dalit, 415 Chhetri, and 12 other students** from the Others category. There are no Muslim or Janajati students recorded in this faculty.

Overall, the campus has a higher proportion of **female students**, with **513 females** compared to **225 males**. The enrollment data also highlights a diverse student population, with significant representation from the **Brahman, Dalit, Tharu, and Others** categories. The **Chhetri** community has one of the highest numbers, especially in the Education program.

This breakdown illustrates both the gender disparity favoring female enrollment and the broad ethnic diversity present in Purachaudi Campus's student body.

S.No.	Program Name	Level	Faculty	Gender				Ethnicity				
				Male	Female	Others	Total	Brahman	Dalit	Others	Chhetri	Total
1	Bachelor in Business Studies	Bachelor	Managem	43	86	0	129	42	4	4	79	129
2	Bachelor in Education	Bachelor	Education	182	427	0	609	112	40	12	445	609
Grand Total				225	513	0	738	154	44	16	524	738


Binod Singh Bhandari
 Campus Chief
 Purachaudi M. Campus Hat, Baital



11.2. Students Enrollment by Region (Mountain, Hill and Terai)

The Purachaudi Campus HEMIS report indicates that all 738 enrolled bachelor-level students originate exclusively from the Mountain region, with no representation from the Mountain or Hill regions

Table 20: Students Enrollment by Region (Mountain, Hill and Terai)

S.No.	Faculty	Mountain-Male	Mountain-Female	Mountain-Other	Mountain-Total	Hill-Male	Hill-Female	Hill-Other	Hill-Total	Terai-Male	Terai-Female	Terai-Other	Terai-Total	Total
1	Bachelor	0	1	82	1	39	82	1	121	4	3	3	7	129
2	Bachelor	2	0	423	2	176	423	0	599	4	4	4	8	609
	Total	2	1		3	215	505		720	8	7		15	738

. This concentration may reflect the campus's geographical location and its accessibility to students from the Mountain. Notably, female students constitute approximately 74.6% of the total enrollment, highlighting a significant gender disparity favoring female participation. This trend aligns with national data, where the Gender Parity Index (GPI) in higher education is 1.09, indicating higher female enrollment overall. The absence of students from the Hill regions underscores the need for targeted outreach and support programs to enhance regional diversity and inclusivity in higher education.

Alumni

Scholarship & Discount

Fee Management

Binod Singh Bhandari
 Campus Chief
 Purachaudi M. Campus Hat, Baitadi